

# Liposuction

and

# rhinoplasty

surgical instruments

## A endoscopic forehead lift

A033	forehead lift sheath with open blade	2
	forehead lift sheath with spoon blade	3

## B osteotomes

B052	external osteotomes	5
	flat handle external osteotomes	6
	cottle osteotomes	7
	hump osteotomes	8

## C rasps

C062	steel rasps	10
	TC rasps	15
	fine steel rasps	20
	fomon rasp	21

## D cartilage cutting board

D080	cartilage cutting board	23
------	-------------------------	----

## E cannulas

E100	liposuction( multiple uses ) cannulas	26
E110	liposuction cannulas with black handle	34
E120	liposuction cannulas with purple handle	42

E130	tumescent infiltrator cannula	50
E150	fat injection cannula	62
E160	full steel harvest cannula	68
E170	harvest cannula	72

## F syringe stand

F180	syringe stand	77
------	---------------	----

## G syringe stopper

G180	syringe stopper	79
------	-----------------	----

## H nano fat

H180	nano fat filter	81
	nano fat cartridges	82
	syringe connector and syringe cap	83

## I infiltration pump

	tumescent infiltration pump	85
--	-----------------------------	----



# A. Endoscopic forehead lift

forehead lift sheath with open blade




033.01.030

OPEN BLADE



forehead lift sheath with spoon blade



033.02.030

SPOON BLADE





# B. Osteotomes

## external osteotome



052.02.020	BLACK HANDLE
052.01.020	BLUE HANDLE

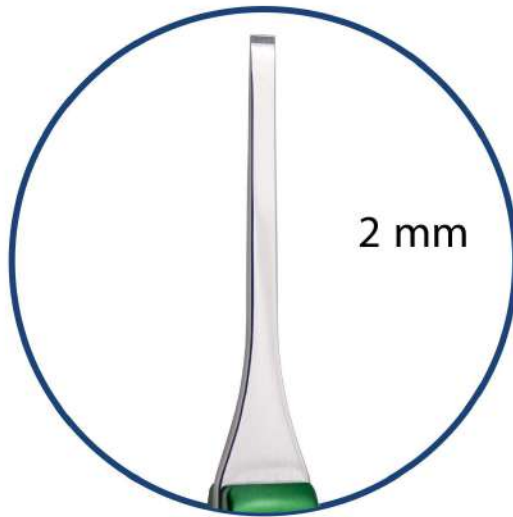


052.02.030	BLACK HANDLE
052.01.030	BLUE HANDLE





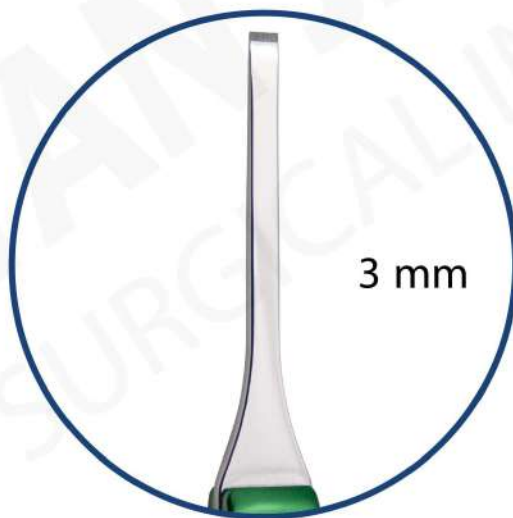
## flat handle external osteotome



2 mm

052.04.020

2 MM



3 mm

052.04.030

3 MM

## cottle osteotome



## hump (rubin) osteotome



052.20.100	10mm
052.20.120	12mm
052.20.140	14mm
052.20.160	16mm
052.20.180	18mm



# C. Rasps

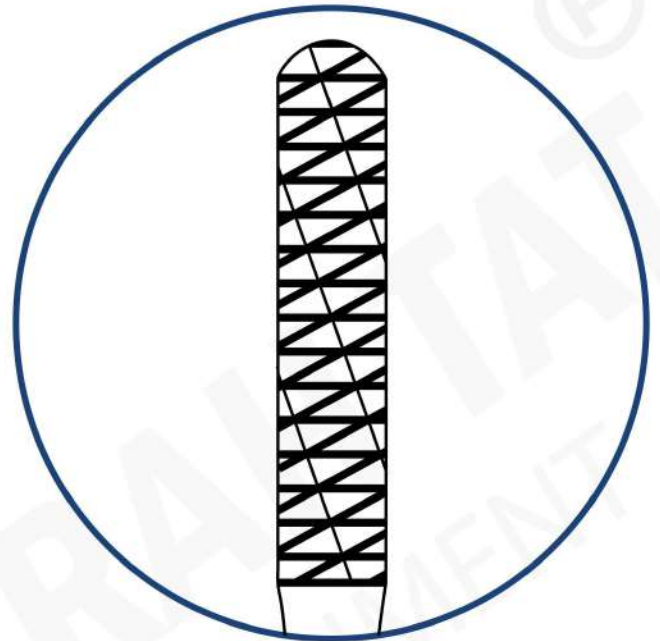
## steel rasp

062.01.021

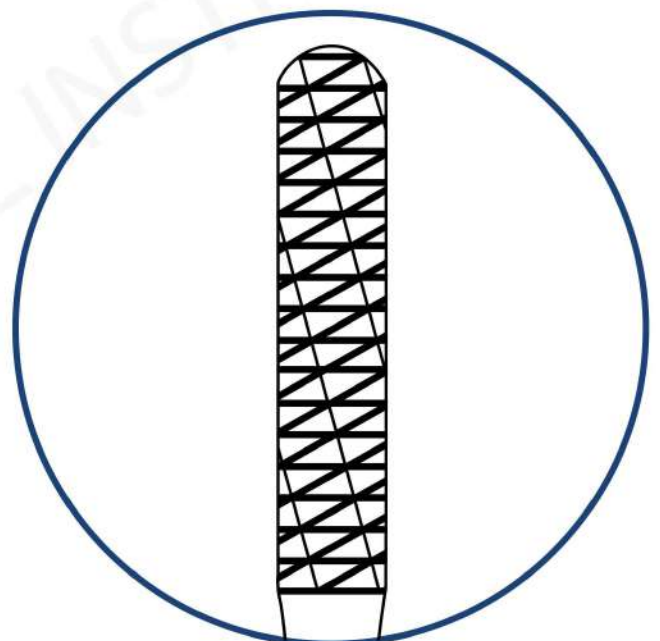
size 1\_2



size 1



size 2



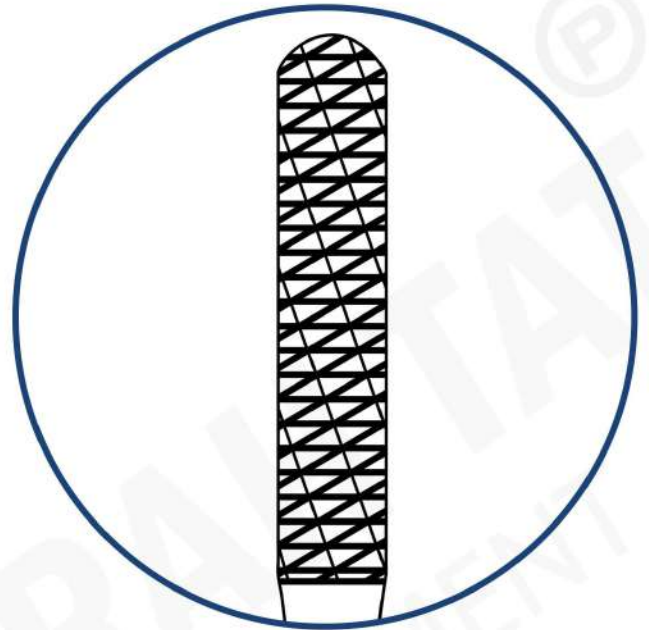
## steel rasp

062.01.043


size 3\_4



size 3



size 4




## steel rasp

062.01.065


size 5\_6



size 5



size 6



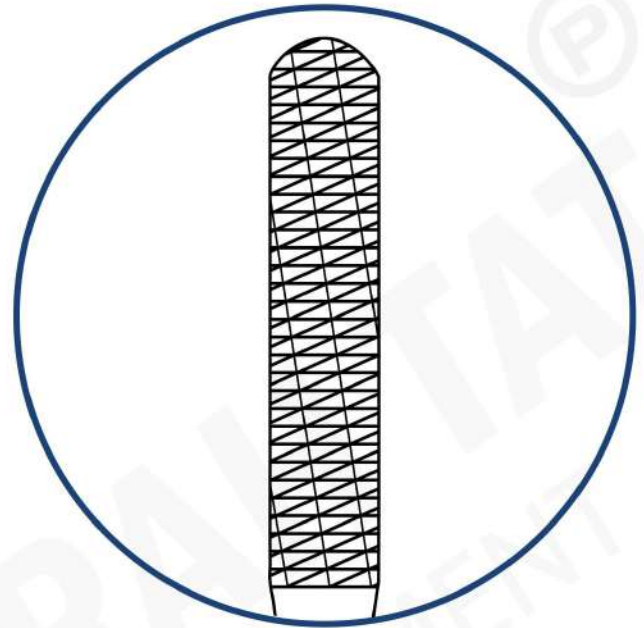
## steel rasp

062.01.087

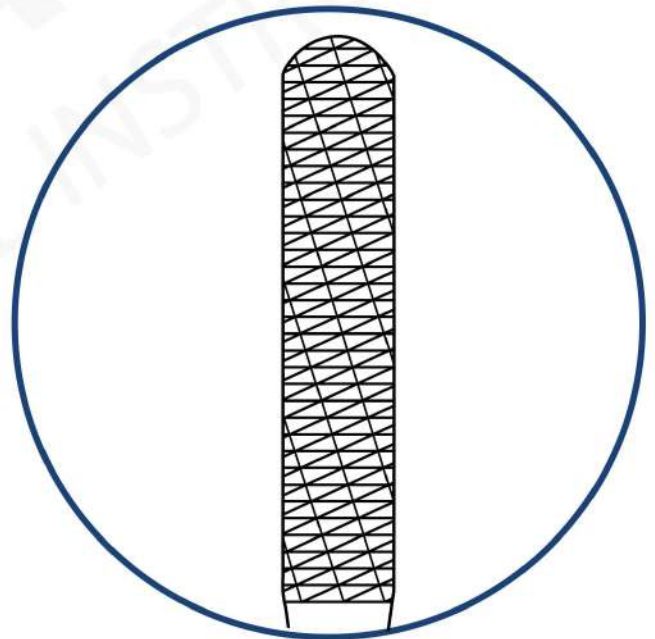
size 7\_8



size 7



size 8





C

062.01.109

# Rasps

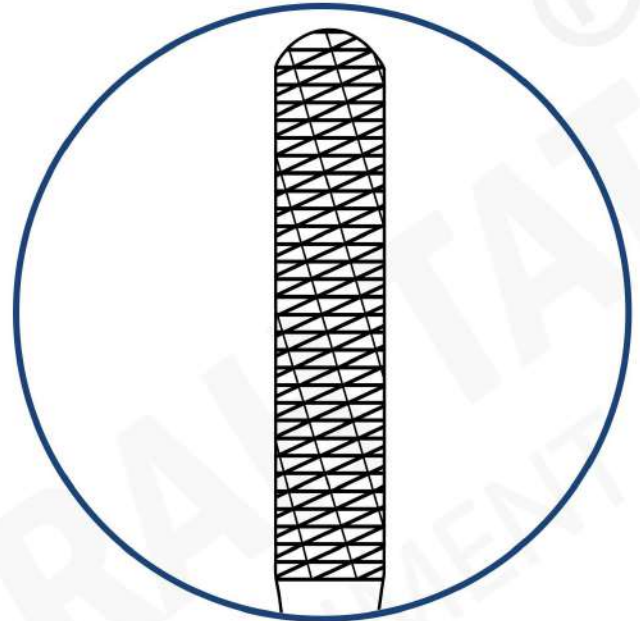
steel rasp

062.01.109

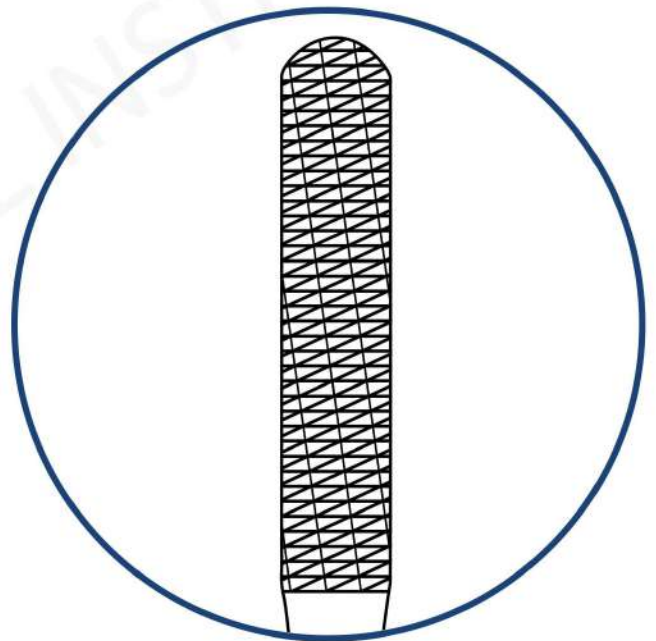
size 9\_10



size 9



size 10

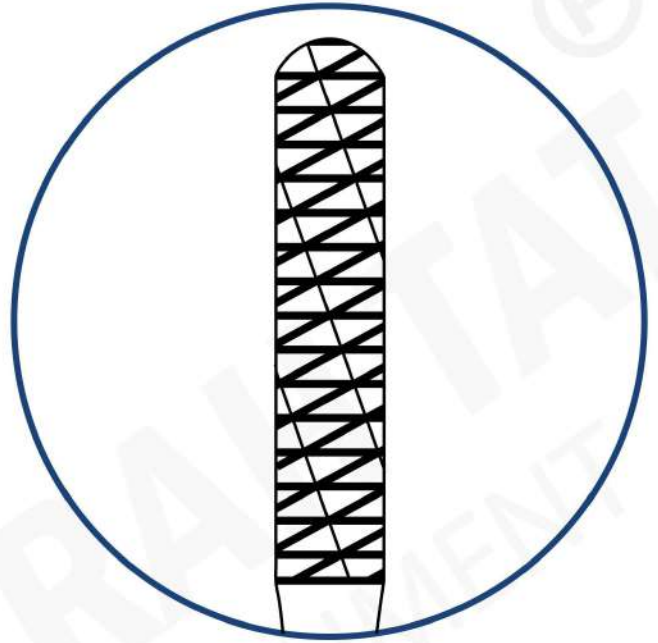


## TC rasp

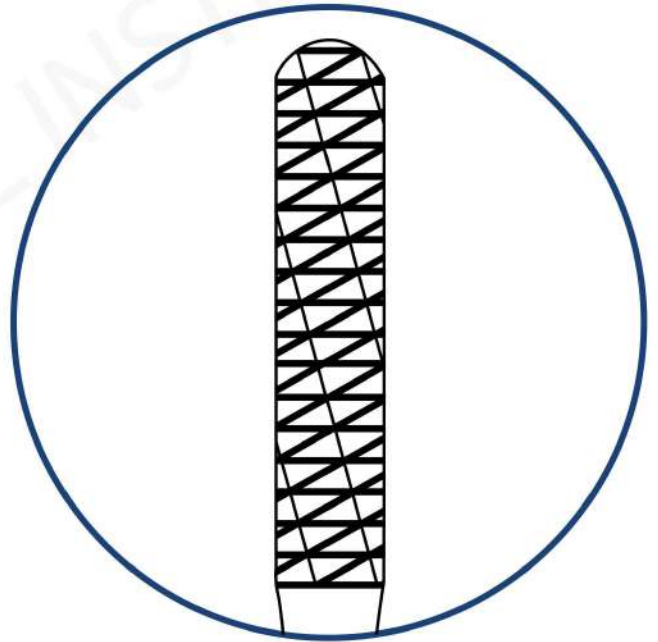
062.02.021	size 1_2
------------	----------



size 1



size 2



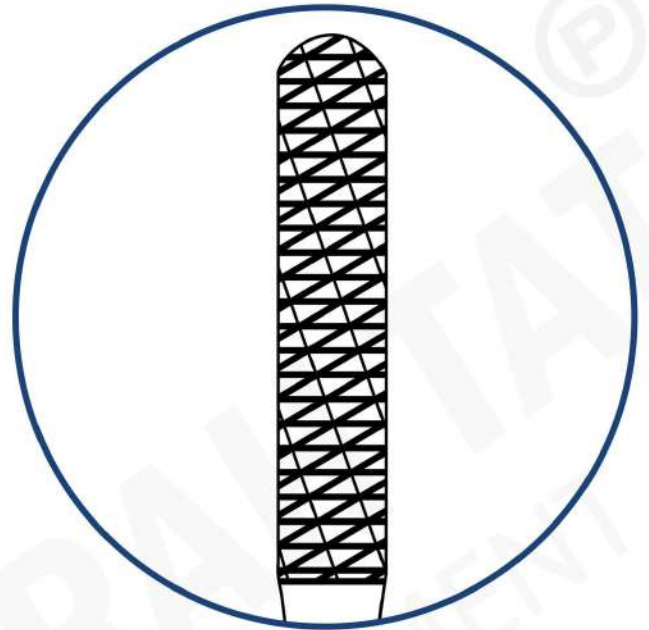
## TC rasp

062.02.043


size 3\_4



size 3



size 4




## TC rasp

062.02.065


size 5\_6



size 5



size 6



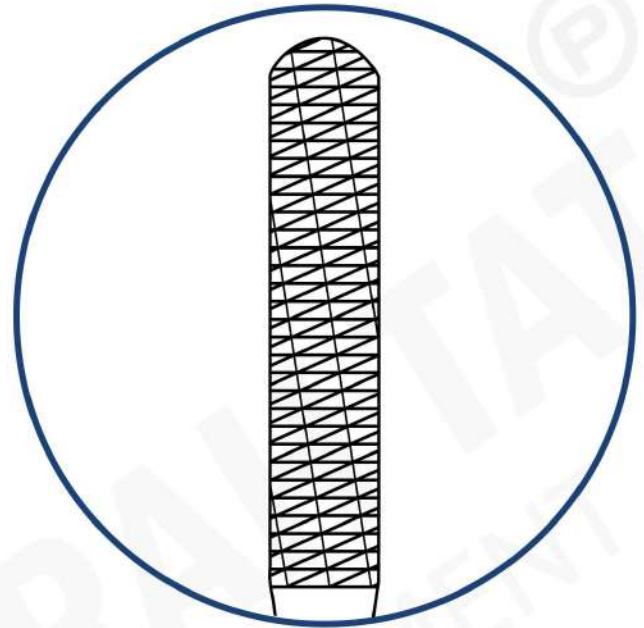
## TC rasp

062.02.087

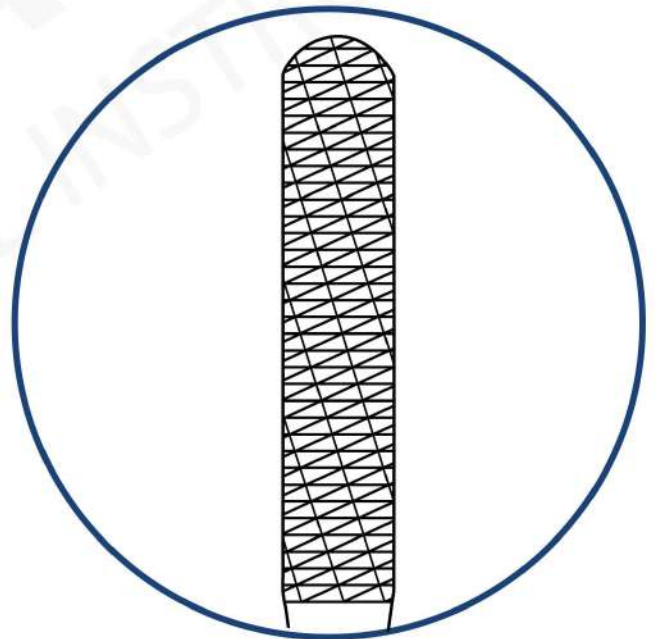
size 7\_8



size 7



size 8

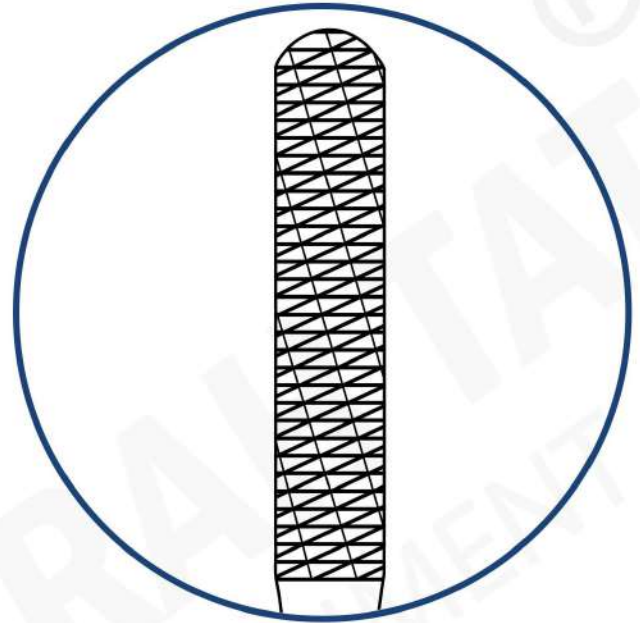


## TC rasp

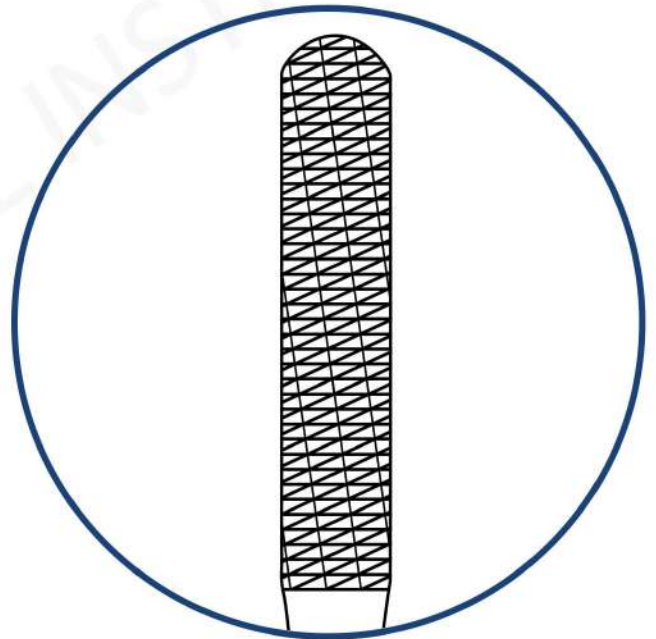
062.02.109 size 9\_10



size 9



size 10

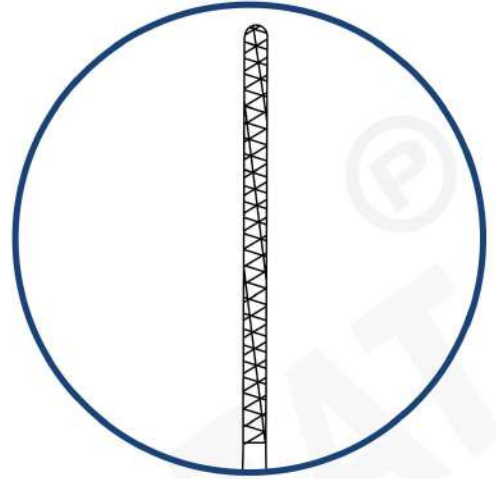


## fine steel rasp



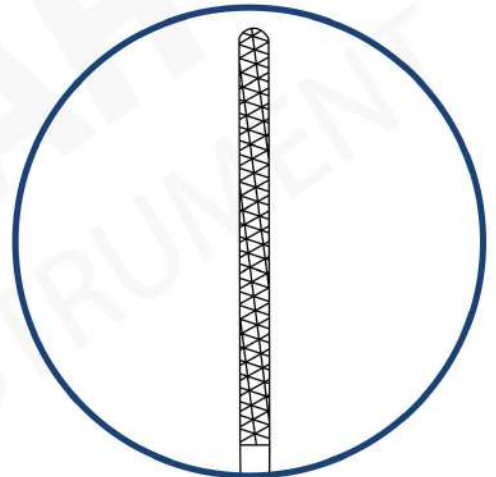
062.11.108

2mm



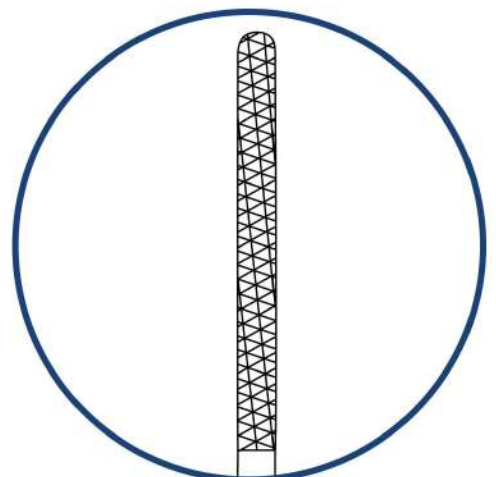
062.13.086

3mm

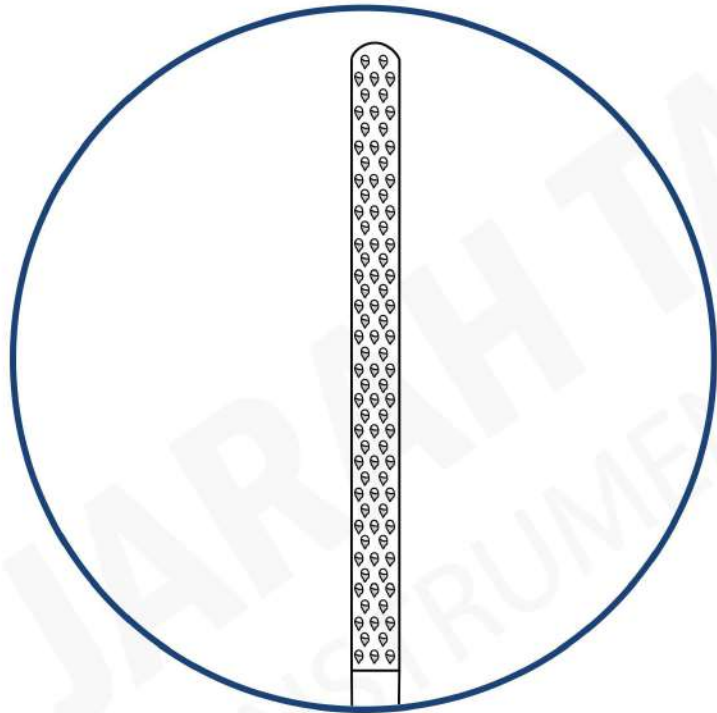


062.15.086

4mm




## fomon rasp



062.23.040

4mm





# D. Cartilage cutting board

D

080.02.001

cartilage  
cutting board

080.02.001





**E.CANNULAS**

## How to order and choose the size of cannulas

Dayan cannulas have many variations In terms of models and sizes.

In the cannula section of the catalog , are models are available , wich are divided into five categories:

Liposuction(multiple uses) cannulas – liposuction cannulas – tumescent infiltrator cannulas - fat injection cannulas – harvest cannulas.each of wich has different models of cannulas in their categories .

On each page , there is a cannula size selection table . after choosing the cannula model , specify the length and diameter of the cannula through this table.

Dayan cannulas are made of steel and steel with titanium coating. Wich must be mentioned in the order of the cannula you want.


length size

diameter size

cm mm	15	17.5	20	22.5	25	30
3						
3.5						
4						
5						
6						

### model: three hole ladder shape circular cannula


- use of cannula tube for lipomatic and liposuction devices
- using the handle to convert lipomatic to liposuction



mm \ cm	15	17.5	20	22.5	25	30
3	100.30.150	100.30.175	100.30.200	100.30.225	100.30.250	100.30.300
3.5	100.35.150	100.35.175	100.35.200	100.35.225	100.35.250	100.35.300
4	100.40.150	100.40.175	100.40.200	100.40.225	100.40.250	100.40.300
5	100.50.150	100.50.175	100.50.200	100.50.225	100.50.250	100.50.300
6	100.60.150	100.60.175	100.60.200	100.60.225	100.60.250	100.60.300

### model: fat disruptor cannula

- use of cannula tube for lipomatic and liposuction devices
- using the handle to convert lipomatic to liposuction




mm \ cm	15	17.5	20	22.5	25	30
3	101.30.150	101.30.175	101.30.200	101.30.225	101.30.250	101.30.300
3.5	101.35.150	101.35.175	101.35.200	101.35.225	101.35.250	101.35.300
4	101.40.150	101.40.175	101.40.200	101.40.225	101.40.250	101.40.300
5	101.50.150	101.50.175	101.50.200	101.50.225	101.50.250	101.50.300
6	101.60.150	101.60.175	101.60.200	101.60.225	101.60.250	101.60.300

### model:mercedes cannula

- use of cannula tube for lipomatic and liposuction devices
- using the handle to convert lipomatic to liposuction



mm \ cm	15	17.5	20	22.5	25	30
3	102.30.150	102.30.175	102.30.200	102.30.225	102.30.250	102.30.300
3.5	102.35.150	102.35.175	102.35.200	102.35.225	102.35.250	102.35.300
4	102.40.150	102.40.175	102.40.200	102.40.225	102.40.250	102.40.300
5	102.50.150	102.50.175	102.50.200	102.50.225	102.50.250	102.50.300
6	102.60.150	102.60.175	102.60.200	102.60.225	102.60.250	102.60.300



### model:basket cannula

- use of cannula tube for lipomatic and liposuction devices
- using the handle to convert lipomatic to liposuction



mm \ cm	15	17.5	20	22.5	25	30
3	103.30.150	103.30.175	103.30.200	103.30.225	103.30.250	103.30.300
3.5	103.35.150	103.35.175	103.35.200	103.35.225	103.35.250	103.35.300
4	103.40.150	103.40.175	103.40.200	103.40.225	103.40.250	103.40.300
5	103.50.150	103.50.175	103.50.200	103.50.225	103.50.250	103.50.300
6	103.60.150	103.60.175	103.60.200	103.60.225	103.60.250	103.60.300



### model:dissector cannula

- use of cannula tube for lipomatic and liposuction devices
- using the handle to convert lipomatic to liposuction




mm \ cm	15	17.5	20	22.5	25	30
3	104.30.150	104.30.175	104.30.200	104.30.225	104.30.250	104.30.300
3.5	104.35.150	104.35.175	104.35.200	104.35.225	104.35.250	104.35.300
4	104.40.150	104.40.175	104.40.200	104.40.225	104.40.250	104.40.300
5	104.50.150	104.50.175	104.50.200	104.50.225	104.50.250	104.50.300
6	104.60.150	104.60.175	104.60.200	104.60.225	104.60.250	104.60.300



### model:toledo cannula

- use of cannula tube for lipomatic and liposuction devices
- using the handle to convert lipomatic to liposuction



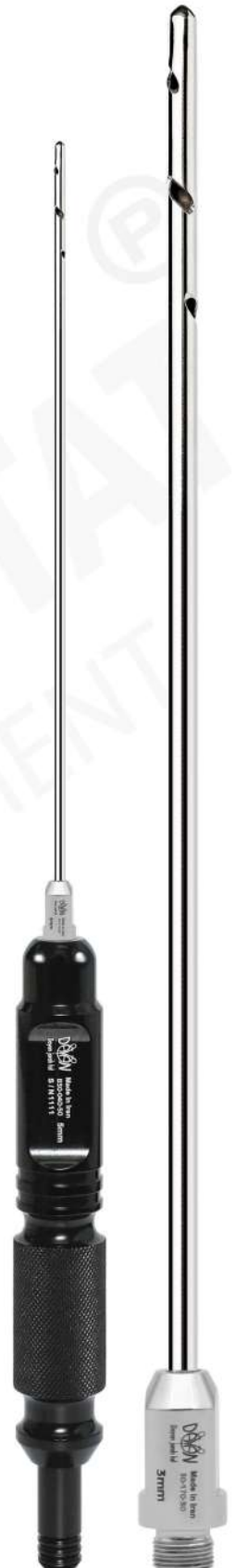
mm \ cm	15	17.5	20	22.5	25	30
3	105.30.150	105.30.175	105.30.200	105.30.225	105.30.250	105.30.300
3.5	105.35.150	105.35.175	105.35.200	105.35.225	105.35.250	105.35.300
4	105.40.150	105.40.175	105.40.200	105.40.225	105.40.250	105.40.300
5	105.50.150	105.50.175	105.50.200	105.50.225	105.50.250	105.50.300
6	105.60.150	105.60.175	105.60.200	105.60.225	105.60.250	105.60.300

### MODEL:CANDY CANE CANNULA

- use of cannula tube for lipomatic and liposuction devices
- using the handle to convert lipomatic to liposuction



mm \ cm	15	17.5	20	22.5	25	30
3	106.30.150	106.30.175	106.30.200	106.30.225	106.30.250	106.30.300
3.5	106.35.150	106.35.175	106.35.200	106.35.225	106.35.250	106.35.300
4	106.40.150	106.40.175	106.40.200	106.40.225	106.40.250	106.40.300
5	106.50.150	106.50.175	106.50.200	106.50.225	106.50.250	106.50.300
6	106.60.150	106.60.175	106.60.200	106.60.225	106.60.250	106.60.300



## model:six hole ladder shape circular cannula

- use of cannula tube for lipomatic and liposuction devices
- using the handle to convert lipomatic to liposuction




mm \ cm	15	17.5	20	22.5	25	30
3	107.30.150	107.30.175	107.30.200	107.30.225	107.30.250	107.30.300
3.5	107.35.150	107.35.175	107.35.200	107.35.225	107.35.250	107.35.300
4	107.40.150	107.40.175	107.40.200	107.40.225	107.40.250	107.40.300
5	107.50.150	107.50.175	107.50.200	107.50.225	107.50.250	107.50.300
6	107.60.150	107.60.175	107.60.200	107.60.225	107.60.250	107.60.300

## MODEL:THREE HOLE LADDER SHAPE CIRCULAR CANNULA




mm \ cm	15	17.5	20	22.5	25	30
3	110.30.150	110.30.175	110.30.200	110.30.225	110.30.250	110.30.300
3.5	110.35.150	110.35.175	110.35.200	110.35.225	110.35.250	110.35.300
4	110.40.150	110.40.175	110.40.200	110.40.225	110.40.250	110.40.300
5	110.50.150	110.50.175	110.50.200	110.50.225	110.50.250	110.50.300
6	110.60.150	110.60.175	110.60.200	110.60.225	110.60.250	110.60.300

## MODEL:FAT DISRUPTOR CANNULA



mm \ cm	15	17.5	20	22.5	25	30
3	111.30.150	111.30.175	111.30.200	111.30.225	111.30.250	111.30.300
3.5	111.35.150	111.35.175	111.35.200	111.35.225	111.35.250	111.35.300
4	111.40.150	111.40.175	111.40.200	111.40.225	111.40.250	111.40.300
5	111.50.150	111.50.175	111.50.200	111.50.225	111.50.250	111.50.300
6	111.60.150	111.60.175	111.60.200	111.60.225	111.60.250	111.60.300

## MODEL:MERCEDES CANNULA



mm \ cm	15	17.5	20	22.5	25	30
3	112.30.150	112.30.175	112.30.200	112.30.225	112.30.250	112.30.300
3.5	112.35.150	112.35.175	112.35.200	112.35.225	112.35.250	112.35.300
4	112.40.150	112.40.175	112.40.200	112.40.225	112.40.250	112.40.300
5	112.50.150	112.50.175	112.50.200	112.50.225	112.50.250	112.50.300
6	112.60.150	112.60.175	112.60.200	112.60.225	112.60.250	112.60.300


## MODEL: BASKET CANNULA



mm \ cm	15	17.5	20	22.5	25	30
3	113.30.150	113.30.175	113.30.200	113.30.225	113.30.250	113.30.300
3.5	113.35.150	113.35.175	113.35.200	113.35.225	113.35.250	113.35.300
4	113.40.150	113.40.175	113.40.200	113.40.225	113.40.250	113.40.300
5	113.50.150	113.50.175	113.50.200	113.50.225	113.50.250	113.50.300
6	113.60.150	113.60.175	113.60.200	113.60.225	113.60.250	113.60.300

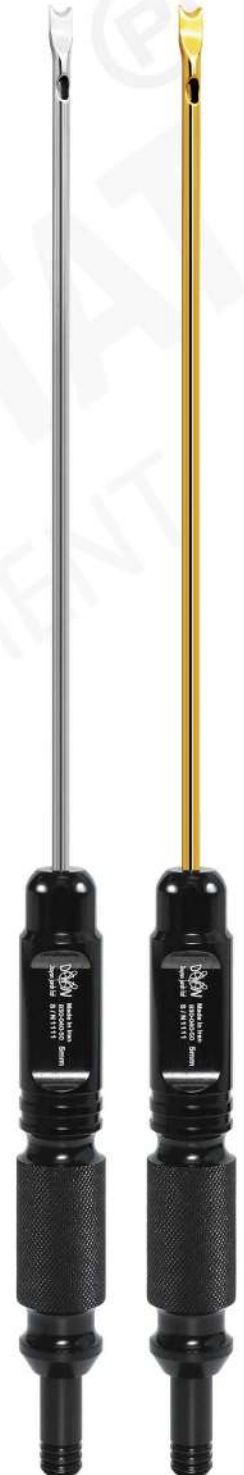


## MODEL:DISSECTOR CANNULA



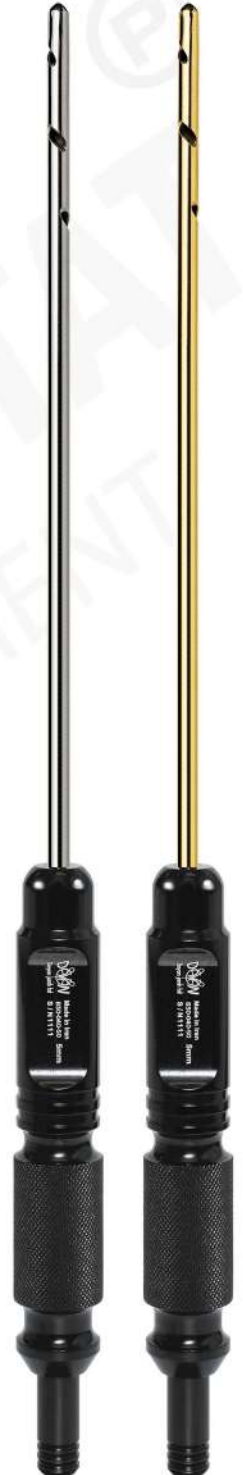
mm \ cm	15	17.5	20	22.5	25	30
3	114.30.150	114.30.175	114.30.200	114.30.225	114.30.250	114.30.300
3.5	114.35.150	114.35.175	114.35.200	114.35.225	114.35.250	114.35.300
4	114.40.150	114.40.175	114.40.200	114.40.225	114.40.250	114.40.300
5	114.50.150	114.50.175	114.50.200	114.50.225	114.50.250	114.50.300
6	114.60.150	114.60.175	114.60.200	114.60.225	114.60.250	114.60.300

## MODEL:TOLEDO CANNULA



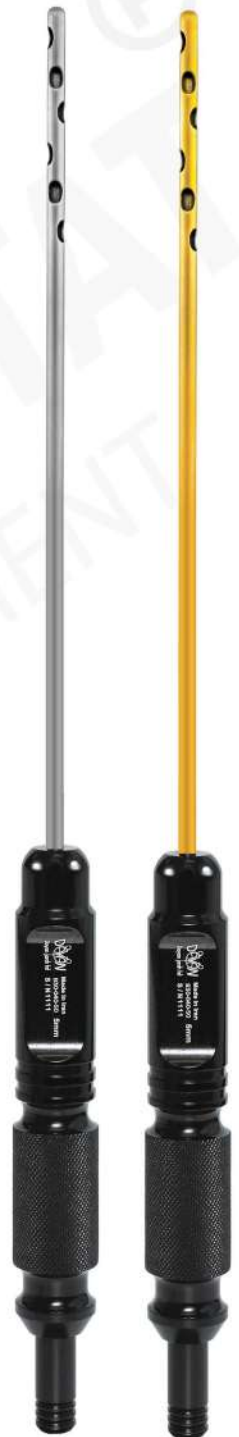

mm \ cm	15	17.5	20	22.5	25	30
3	115.30.150	115.30.175	115.30.200	115.30.225	115.30.250	115.30.300
3.5	115.35.150	115.35.175	115.35.200	115.35.225	115.35.250	115.35.300
4	115.40.150	115.40.175	115.40.200	115.40.225	115.40.250	115.40.300
5	115.50.150	115.50.175	115.50.200	115.50.225	115.50.250	115.50.300
6	115.60.150	115.60.175	115.60.200	115.60.225	115.60.250	115.60.300

## MODEL:CANDY CANE CANNULA



mm \ cm	15	17.5	20	22.5	25	30
3	116.30.150	116.30.175	116.30.200	116.30.225	116.30.250	116.30.300
3.5	116.35.150	116.35.175	116.35.200	116.35.225	116.35.250	116.35.300
4	116.40.150	116.40.175	116.40.200	116.40.225	116.40.250	116.40.300
5	116.50.150	116.50.175	116.50.200	116.50.225	116.50.250	116.50.300
6	116.60.150	116.60.175	116.60.200	116.60.225	116.60.250	116.60.300

## MODEL:SIX HOLE LADDER SHAPE CIRCULAR CANNULA




mm \ cm	15	17.5	20	22.5	25	30
3	117.30.150	117.30.175	117.30.200	117.30.225	117.30.250	117.30.300
3.5	117.35.150	117.35.175	117.35.200	117.35.225	117.35.250	117.35.300
4	117.40.150	117.40.175	117.40.200	117.40.225	117.40.250	117.40.300
5	117.50.150	117.50.175	117.50.200	117.50.225	117.50.250	117.50.300
6	117.60.150	117.60.175	117.60.200	117.60.225	117.60.250	117.60.300

## MODEL:THREE HOLE LADDER SHAPE CIRCULAR CANNULA



mm \ cm	15	17.5	20	22.5	25	30
3	120.30.150	120.30.175	120.30.200	120.30.225	120.30.250	120.30.300
3.5	120.35.150	120.35.175	120.35.200	120.35.225	120.35.250	120.35.300
4	120.40.150	120.40.175	120.40.200	120.40.225	120.40.250	120.40.300
5	120.50.150	120.50.175	120.50.200	120.50.225	120.50.250	120.50.300
6	120.60.150	120.60.175	120.60.200	120.60.225	120.60.250	120.60.300

## MODEL:FAT DISRUPTOR CANNULA



mm \ cm	15	17.5	20	22.5	25	30
3	121.30.150	121.30.175	121.30.200	121.30.225	121.30.250	121.30.300
3.5	121.35.150	121.35.175	121.35.200	121.35.225	121.35.250	121.35.300
4	121.40.150	121.40.175	121.40.200	121.40.225	121.40.250	121.40.300
5	121.50.150	121.50.175	121.50.200	121.50.225	121.50.250	121.50.300
6	121.60.150	121.60.175	121.60.200	121.60.225	121.60.250	121.60.300

## MODEL:MERCEDES CANNULA



mm \ cm	15	17.5	20	22.5	25	30
3	122.30.150	122.30.175	122.30.200	122.30.225	122.30.250	122.30.300
3.5	122.35.150	122.35.175	122.35.200	122.35.225	122.35.250	122.35.300
4	122.40.150	122.40.175	122.40.200	122.40.225	122.40.250	122.40.300
5	122.50.150	122.50.175	122.50.200	122.50.225	122.50.250	122.50.300
6	122.60.150	122.60.175	122.60.200	122.60.225	122.60.250	122.60.300

## MODEL: BASKET CANNULA

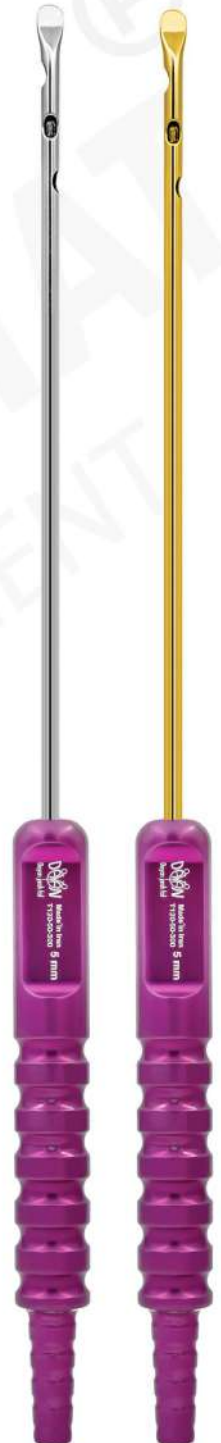



mm \ cm	15	17.5	20	22.5	25	30
3	123.30.150	123.30.175	123.30.200	123.30.225	123.30.250	123.30.300
3.5	123.35.150	123.35.175	123.35.200	123.35.225	123.35.250	123.35.300
4	123.40.150	123.40.175	123.40.200	123.40.225	123.40.250	123.40.300
5	123.50.150	123.50.175	123.50.200	123.50.225	123.50.250	123.50.300
6	123.60.150	123.60.175	123.60.200	123.60.225	123.60.250	123.60.300






## MODEL:DISSECTOR CANNULA



mm \ cm	15	17.5	20	22.5	25	30
3	124.30.150	124.30.175	124.30.200	124.30.225	124.30.250	124.30.300
3.5	124.35.150	124.35.175	124.35.200	124.35.225	124.35.250	124.35.300
4	124.40.150	124.40.175	124.40.200	124.40.225	124.40.250	124.40.300
5	124.50.150	124.50.175	124.50.200	124.50.225	124.50.250	124.50.300
6	124.60.150	124.60.175	124.60.200	124.60.225	124.60.250	124.60.300

## MODEL:TOLEDO CANNULA





mm \ cm	15	17.5	20	22.5	25	30
3	125.30.150	125.30.175	125.30.200	125.30.225	125.30.250	125.30.300
3.5	125.35.150	125.35.175	125.35.200	125.35.225	125.35.250	125.35.300
4	125.40.150	125.40.175	125.40.200	125.40.225	125.40.250	125.40.300
5	125.50.150	125.50.175	125.50.200	125.50.225	125.50.250	125.50.300
6	125.60.150	125.60.175	125.60.200	125.60.225	125.60.250	125.60.300

## MODEL: CANDY CANE CANNULA



mm \ cm	15	17.5	20	22.5	25	30
3	126.30.150	126.30.175	126.30.200	126.30.225	126.30.250	126.30.300
3.5	126.35.150	126.35.175	126.35.200	126.35.225	126.35.250	126.35.300
4	126.40.150	126.40.175	126.40.200	126.40.225	126.40.250	126.40.300
5	126.50.150	126.50.175	126.50.200	126.50.225	126.50.250	126.50.300
6	126.60.150	126.60.175	126.60.200	126.60.225	126.60.250	126.60.300

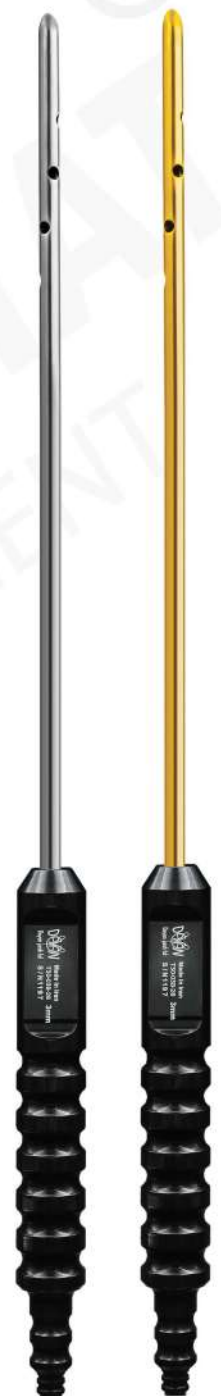
## MODEL: SIX HOLE LADDER SHAPE CIRCULAR CANNULA



mm \ cm	15	17.5	20	22.5	25	30
3	127.30.150	127.30.175	127.30.200	127.30.225	127.30.250	127.30.300
3.5	127.35.150	127.35.175	127.35.200	127.35.225	127.35.250	127.35.300
4	127.40.150	127.40.175	127.40.200	127.40.225	127.40.250	127.40.300
5	127.50.150	127.50.175	127.50.200	127.50.225	127.50.250	127.50.300
6	127.60.150	127.60.175	127.60.200	127.60.225	127.60.250	127.60.300

### MODEL:SIX HOLE


- Handle:Ability to connect to two sizes of hose ( 8-12) and luerlock



cm mm	15	17.5	20	22.5	25	30
2	130.20.150	130.20.175	130.20.200	130.20.225	130.20.250	130.20.300

### MODEL:TWELEV HOLES

- Handle:Ability to connect to two sizes of hose ( 8-12) and luerluck




mm \ cm	15	17.5	20	22.5	25	30
2.5	130.25.150	130.25.175	130.25.200	130.25.225	130.25.250	130.25.300
3	130.30.150	130.30.175	130.30.200	130.30.225	130.30.250	130.30.300
3.5	130.35.150	130.35.175	130.35.200	130.35.225	130.35.250	130.35.300
4	130.40.150	130.40.175	130.40.200	130.40.225	130.40.250	130.40.300

### MODEL: SIX HOLES

- Handle: Ability to connect to hose (size 8 ) and luerluck




cm \ mm	15	17.5	20	22.5	25	30
2	131.20.150	131.20.175	131.20.200	131.20.225	131.20.250	131.20.300



### MODEL: TWELVE HOLES

- Handle: Ability to connect to hose (size 8 ) and luerlock



mm \ cm	15	17.5	20	22.5	25	30
2.5	131.25.150	131.25.175	131.25.200	131.25.225	131.25.250	131.25.300
3	131.30.150	131.30.175	131.30.200	131.30.225	131.30.250	131.30.300
3.5	131.35.150	131.35.175	131.35.200	131.35.225	131.35.250	131.35.300
4	131.40.150	131.40.175	131.40.200	131.40.225	131.40.250	131.40.300



## MODEL: TWENTY-FOUR HOLES

- Handle: Ability to connect to two sizes of hose (8-12) and luerlock



mm \ cm	15	17.5	20	22.5	25	30
2.5	132.25.150	132.25.175	132.25.200	132.25.225	132.25.250	132.25.300
3	132.30.150	132.30.175	132.30.200	132.30.225	132.30.250	132.30.300
3.5	132.35.150	132.35.175	132.35.200	132.35.225	132.35.250	132.35.300
4	132.40.150	132.40.175	132.40.200	132.40.225	132.40.250	132.40.300



### MODEL: TWENTY-FOUR HOLES

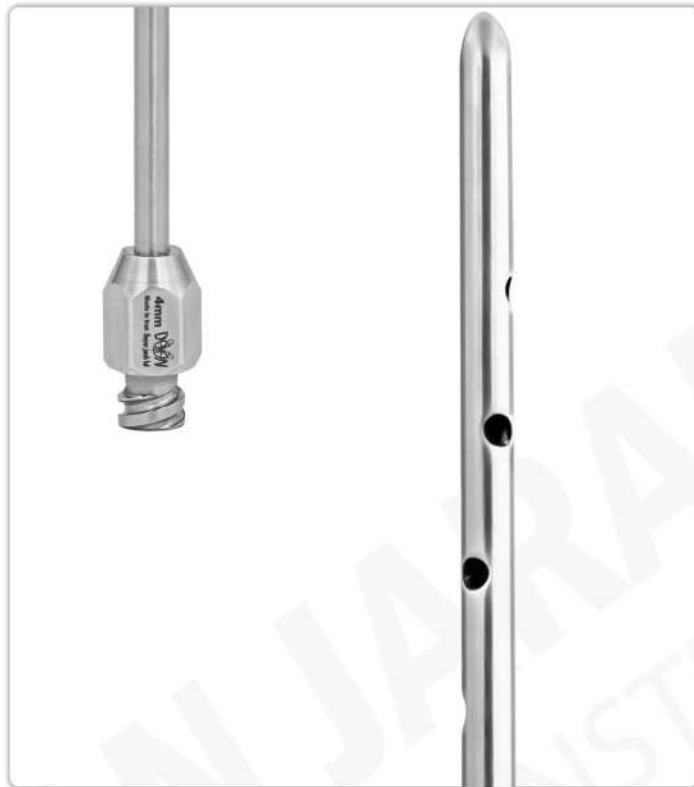
- Handle: Ability to connect to hose ( size8) and luerlock



mm \ cm	15	17.5	20	22.5	25	30
2.5	133.25.150	133.25.175	133.25.200	133.25.225	133.25.250	133.25.300
3	133.30.150	133.30.175	133.30.200	133.30.225	133.30.250	133.30.300
3.5	133.35.150	133.35.175	133.35.200	133.35.225	133.35.250	133.35.300
4	133.40.150	133.40.175	133.40.200	133.40.225	133.40.250	133.40.300

## MODEL: SIX HOLES

- full steel luerluck connection




cm mm	15	17.5	20	22.5	25	30
2	134.20.150	134.20.175	134.20.200	134.20.225	134.20.250	134.20.300



## MODEL: TWELVE HOLES

- full steel luerlock connection




mm \ cm	15	17.5	20	22.5	25	30
2.5	134.25.150	134.25.175	134.25.200	134.25.225	134.25.250	134.25.300
3	134.30.150	134.30.175	134.30.200	134.30.225	134.30.250	134.30.300
3.5	134.35.150	134.35.175	134.35.200	134.35.225	134.35.250	134.35.300
4	134.40.150	134.40.175	134.40.200	134.40.225	134.40.250	134.40.300



### MODEL: SIX HOLES


- luerlock connection



cm mm	15	17.5	20	22.5	25	30
2	135.20.150	135.20.175	135.20.200	135.20.225	135.20.250	135.20.300

### MODEL: TWELVE HOLES

- luerlock connection



mm \ cm	15	17.5	20	22.5	25	30
2.5	135.25.150	135.25.175	135.25.200	135.25.225	135.25.250	135.25.300
3	135.30.150	135.30.175	135.30.200	135.30.225	135.30.250	135.30.300
3.5	135.35.150	135.35.175	135.35.200	135.35.225	135.35.250	135.35.300
4	135.40.150	135.40.175	135.40.200	135.40.225	135.40.250	135.40.300

## MODEL: TWENTY-FOUR HOLES

- full steel luerlock connection



mm \ cm	15	17.5	20	22.5	25	30
2.5	136.25.150	136.25.175	136.25.200	136.25.225	136.25.250	136.25.300
3	136.30.150	136.30.175	136.30.200	136.30.225	136.30.250	136.30.300
3.5	136.35.150	136.35.175	136.35.200	136.35.225	136.35.250	136.35.300
4	136.40.150	136.40.175	136.40.200	136.40.225	136.40.250	136.40.300




# MODEL: TWENTY-FOUR HOLES

- luerlock connection



mm \ cm	15	17.5	20	22.5	25	30
2.5	137.25.150	137.25.175	137.25.200	137.25.225	137.25.250	137.25.300
3	137.30.150	137.30.175	137.30.200	137.30.225	137.30.250	137.30.300
3.5	137.35.150	137.35.175	137.35.200	137.35.225	137.35.250	137.35.300
4	137.40.150	137.40.175	137.40.200	137.40.225	137.40.250	137.40.300






# E

150.10.50\_150.40.250

## fat injection

### MODEL: ONE HOLE

- luerlock connection



## MODEL: ONE HOLE

- luerlock connection

mm \ cm	5	6	7	8
1	150.10.50	150.10.60	150.10.70	150.10.80
1.2	150.12.50	150.12.60	150.12.70	150.12.80
1.5	150.15.50	150.15.60	150.15.70	150.15.80
1.7	150.17.50	150.17.60	150.17.70	150.17.80

mm \ cm	12.5	15	17.5	20	22.5	25
2	150.20.125	150.20.150	150.20.175	150.20.200	–	–
2.5	150.25.125	150.25.150	150.25.175	150.25.200	150.25.225	150.25.250
3	150.30.125	150.30.150	150.30.175	150.30.200	150.30.225	150.30.250
3.5	150.35.125	150.35.150	150.35.175	150.35.200	150.35.225	150.35.250
4	150.40.125	150.40.150	150.40.175	150.40.200	150.40.225	150.40.250

## MODEL:ONE HOLE

- full steel luerluck connection



## MODEL: ONE HOLE

- full steel luerlock connection

mm \ cm	5	6	7	8
1	151.10.50	151.10.60	151.10.70	151.10.80
1.2	151.12.50	151.12.60	151.12.70	151.12.80
1.5	151.15.50	151.15.60	151.15.70	151.15.80
1.7	151.17.50	151.17.60	151.17.70	151.17.80


mm \ cm	12.5	15	17.5	20	22.5	25
2	151.20.125	151.20.150	151.20.175	151.20.200	–	–
2.5	151.25.125	151.25.150	151.25.175	151.25.200	151.25.225	151.25.250
3	151.30.125	151.30.150	151.30.175	151.30.200	151.30.225	151.30.250
3.5	151.35.125	151.35.150	151.35.175	151.35.200	151.35.225	151.35.250
4	151.40.125	151.40.150	151.40.175	151.40.200	151.40.225	151.40.250

## MODEL: ONE HOLE

- the ability to connect to a catheter syringe



mm \ cm	15	17.5	20	22.5	25	30
3	152.30.150	152.30.175	152.30.200	152.30.225	152.30.250	152.30.300
3.5	152.35.150	152.35.175	152.35.200	152.35.225	152.35.250	152.35.300
4	152.40.150	152.40.175	152.40.200	152.40.225	152.40.250	152.40.300
4.5	152.45.150	152.45.175	152.45.200	152.45.225	152.45.250	152.45.300
5	152.50.150	152.50.175	152.50.200	152.50.225	152.50.250	152.50.300

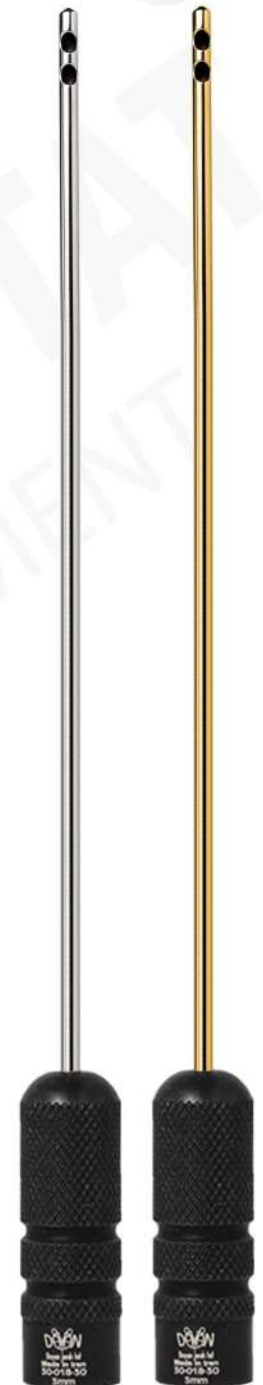


# MODEL:TWO HOLES

- the ability to connect to a catheter syringe



mm \ cm	15	17.5	20	22.5	25	30
3	153.30.150	153.30.175	153.30.200	153.30.225	153.30.250	153.30.300
3.5	153.35.150	153.35.175	153.35.200	153.35.225	153.35.250	153.35.300
4	153.40.150	153.40.175	153.40.200	153.40.225	153.40.250	153.40.300
4.5	153.45.150	153.45.175	153.45.200	153.45.225	153.45.250	153.45.300
5	153.50.150	153.50.175	153.50.200	153.50.225	153.50.250	153.50.300



## MODEL:THRE HOLE LADDER SHAPE CIRCULAR

- full steel luerluck connection



mm \ cm	15	17.5	20	22.5	25	30
2.5	160.25.150	160.25.175	160.25.200	160.25.225	160.25.250	—
3	160.30.150	160.30.175	160.30.200	160.30.225	160.30.250	160.30.300
3.5	160.35.150	160.35.175	160.35.200	160.35.225	160.35.250	160.35.300
4	160.40.150	160.40.175	160.40.200	160.40.225	160.40.250	160.40.300

## MODEL:FAT DISRUPTOR CANNULA

- full steel luerluck connection




mm \ cm	15	17.5	20	22.5	25	30
2.5	161.25.150	161.25.175	161.25.200	161.25.225	161.25.250	—
3	161.30.150	161.30.175	161.30.200	161.30.225	161.30.250	161.30.300
3.5	161.35.150	161.35.175	161.35.200	161.35.225	161.35.250	161.35.300
4	161.40.150	161.40.175	161.40.200	161.40.225	161.40.250	161.40.300



## MODEL:MERCEDES CANNULA


- full steel luerluck connection



mm \ cm	15	17.5	20	22.5	25	30
2.5	162.25.150	162.25.175	162.25.200	162.25.225	162.25.250	—
3	162.30.150	162.30.175	162.30.200	162.30.225	162.30.250	162.30.300
3.5	162.35.150	162.35.175	162.35.200	162.35.225	162.35.250	162.35.300
4	162.40.150	162.40.175	162.40.200	162.40.225	162.40.250	162.40.300

## MODEL:CANDY CANE CANNULA


- full steel luerluck connection



mm \ cm	15	17.5	20	22.5	25	30
2.5	163.25.150	163.25.175	163.25.200	163.25.225	163.25.250	—
3	163.30.150	163.30.175	163.30.200	163.30.225	163.30.250	163.30.300
3.5	163.35.150	163.35.175	163.35.200	163.35.225	163.35.250	163.35.300
4	163.40.150	163.40.175	163.40.200	163.40.225	163.40.250	163.40.300

**MODEL:THREE HOLE LADDER SHAPE CIRCULAR**

- luerlock connection



mm \ cm	15	17.5	20	22.5	25	30
2.5	170.25.150	170.25.175	170.25.200	170.25.225	170.25.250	—
3	170.30.150	170.30.175	170.30.200	170.30.225	170.30.250	170.30.300
3.5	170.35.150	170.35.175	170.35.200	170.35.225	170.35.250	170.35.300
4	170.40.150	170.40.175	170.40.200	170.40.225	170.40.250	170.40.300

## MODEL:FAT DISRUPTOR CANNULA


- luerlock connection



mm \ cm	15	17.5	20	22.5	25	30
2.5	171.25.150	171.25.175	171.25.200	171.25.225	171.25.250	—
3	171.30.150	171.30.175	171.30.200	171.30.225	171.30.250	171.30.300
3.5	171.35.150	171.35.175	171.35.200	171.35.225	171.35.250	171.35.300
4	171.40.150	171.40.175	171.40.200	171.40.225	171.40.250	171.40.300

## MODEL: MERCEDES CANNULA



- luerlock connection



mm \ cm	15	17.5	20	22.5	25	30
2.5	172.25.150	172.25.175	172.25.200	172.25.225	172.25.250	—
3	172.30.150	172.30.175	172.30.200	172.30.225	172.30.250	172.30.300
3.5	172.35.150	172.35.175	172.35.200	172.35.225	172.35.250	172.35.300
4	172.40.150	172.40.175	172.40.200	172.40.225	172.40.250	172.40.300

# MODEL: CANDY CANE CANNULA

- luerlock connection



mm \ cm	15	17.5	20	22.5	25	30
2.5	173.25.150	173.25.175	173.25.200	173.25.225	173.25.250	—
3	173.30.150	173.30.175	173.30.200	173.30.225	173.30.250	173.30.300
3.5	173.35.150	173.35.175	173.35.200	173.35.225	173.35.250	173.35.300
4	173.40.150	173.40.175	173.40.200	173.40.225	173.40.250	173.40.300



# F. SYRINGE STAND

four stands

180.01.004



five stands

180.01.005







# G.SYRINGE STOPPER

# G

180.10.010\_180.10.060

## SYRINGE STOPPER



syringe stopper 10cc	180.10.010
syringe stopper 20cc	180.10.020
syringe stopper 60cc	180.10.060





H.NANO FAT

# NANO FAT FILTER



180.20.001



# NANO FAT CARTRIDGES

STAINLESS STEEL

TITANIUM



SIZE 100	180.20.100
SIZE 200	180.20.200
SIZE 400	180.20.400
SIZE 600	180.20.600
SIZE 900	180.20.900

connector



180.25.001

luerlock to luerlock transfer



size 1/2	180.25.012
size 1/6	180.25.016
size 2/4	180.25.024

syringe cap



180.30.001



# I. INFILTRATION PUMP

DMC\_120

# INFILTRATION PUMP

DMC\_120





# Dayan Jarrah Tat Co

It is a producer and importer of various products and surgical tools in the field of liposuction surgery, general surgery, blepharoplasty, orthopedics and other surgical tools with more than ten years of experience in the field of surgical and medical tools.



liposuction and rhinoplasty  
surgical instruments